



**KSA**  
 TYPE Firm Registration No. F-1356  
 58 Buck Street, San Angelo, Texas 76901  
 www.ksaeng.com  
 T. 325-947-1555 F. 325-947-1599

**CP&Y**  
 TYPE FIRM #F-1741

DRAWN BY: CBS  
 DESIGNED BY: JWD  
 LATEST REVISION: 7/14/2016  
 KSA JOB NO.: 7/14/2016  
 SAN 058

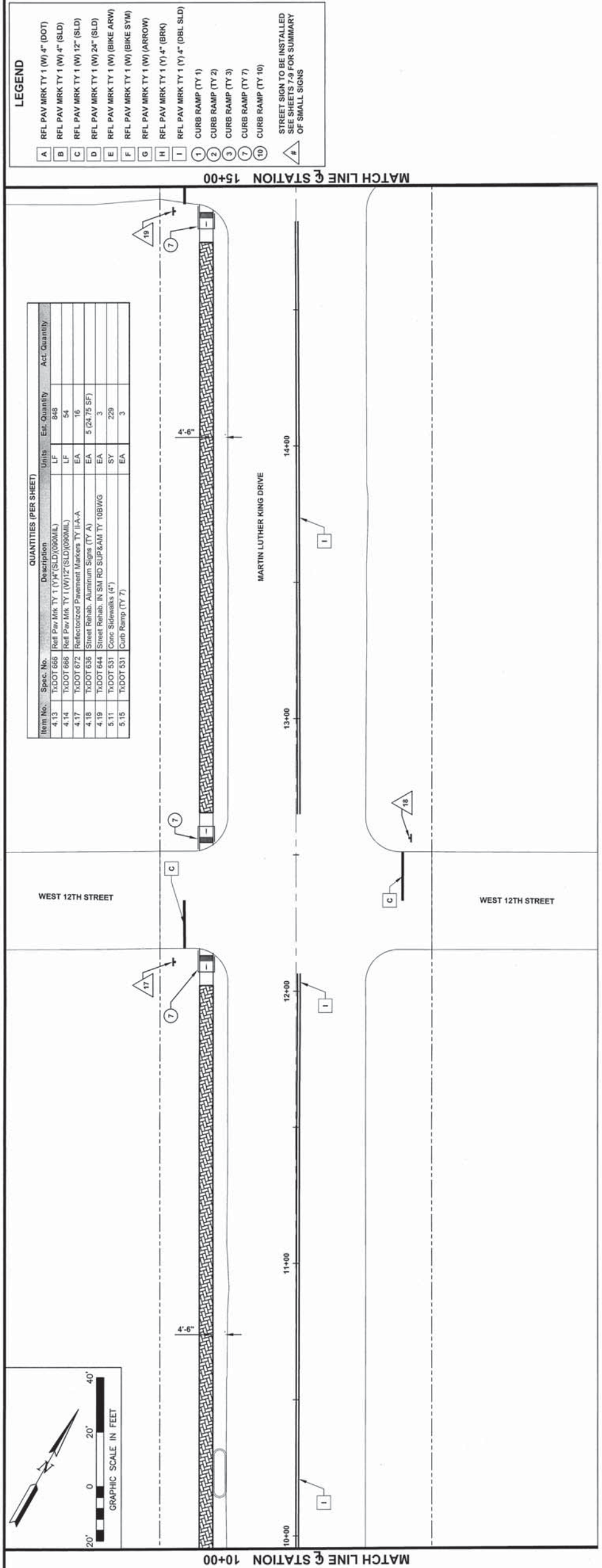
**CITY OF SAN ANGELO  
 RECONSTRUCTION  
 MARTIN LUTHER KING DRIVE  
 SAN ANGELO, TX**

**MARTIN LUTHER KING DRIVE  
 MARKING PLAN  
 STA. 10+00 TO STA. 20+00**

ADDDENDUM #1 8/19/2016

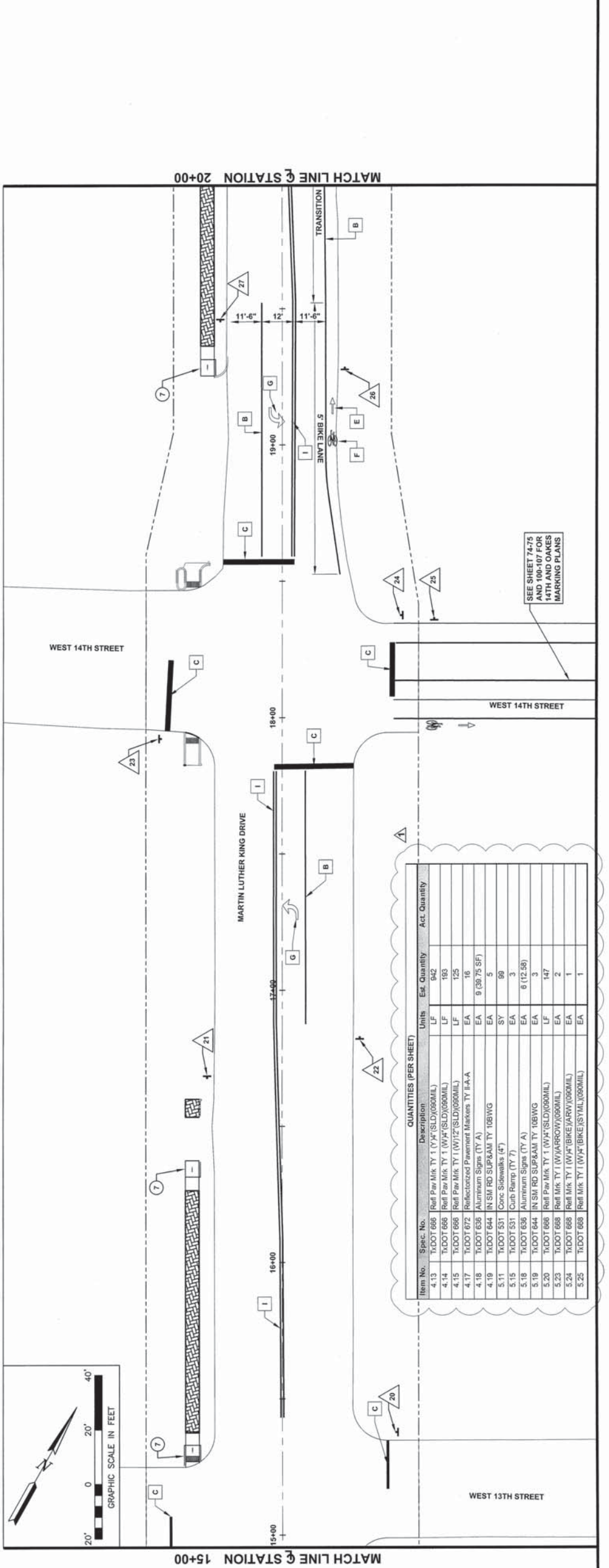
MARK	REVISION	DATE

PROJECT NO. 10-20-00 DWG LAYOUT 1 & 2  
 PROJECT NAME: MARTIN LUTHER KING DRIVE  
 DRAWING PARTNAME: LAYOUT PLAN DATE: TRUE



**QUANTITIES (PER SHEET)**

Item No.	Spec. No.	Description	Units	Est. Quantity	Act. Quantity
4.13	TxDOT 668	Ref. Pav. Mkr. Ty 1 (W) 4" (DOT)	LF	648	
4.14	TxDOT 668	Ref. Pav. Mkr. Ty 1 (W) 12" (SLD)	EA	16	
4.17	TxDOT 672	ReflectORIZED Pavement Markers TY I-A-A	EA	5 (24.75 SF)	
4.18	TxDOT 636	Aluminum Signs (TY A)	EA	3	
4.19	TxDOT 644	IN SM RD SUP&AM TY 108BWG	SY	229	
5.11	TxDOT 531	Conc. Sidewalks (4")	EA	3	
5.15	TxDOT 531	Curb Ramp (TY 7)	EA	3	



**QUANTITIES (PER SHEET)**

Item No.	Spec. No.	Description	Units	Est. Quantity	Act. Quantity
4.13	TxDOT 668	Ref. Pav. Mkr. Ty 1 (W) 4" (DOT)	LF	642	
4.14	TxDOT 668	Ref. Pav. Mkr. Ty 1 (W) 12" (SLD)	EA	125	
4.17	TxDOT 672	ReflectORIZED Pavement Markers TY I-A-A	EA	16	
4.18	TxDOT 636	Aluminum Signs (TY A)	EA	9 (39.75 SF)	
4.19	TxDOT 644	IN SM RD SUP&AM TY 108BWG	EA	5	
5.11	TxDOT 531	Conc. Sidewalks (4")	SY	99	
5.15	TxDOT 531	Curb Ramp (TY 7)	EA	3	
5.18	TxDOT 636	Aluminum Signs (TY A)	EA	6 (12.58)	
5.19	TxDOT 644	IN SM RD SUP&AM TY 108BWG	EA	3	
5.20	TxDOT 668	Ref. Pav. Mkr. Ty 1 (W) 4" (DOT)	LF	147	
5.23	TxDOT 668	Ref. Mkr. Ty 1 (W) (ARROW) (600MIL)	EA	2	
5.24	TxDOT 668	Ref. Mkr. Ty 1 (W) (BIKE) (ARW) (600MIL)	EA	1	
5.25	TxDOT 668	Ref. Mkr. Ty 1 (W) (BIKE) (STYL) (600MIL)	EA	1	



SEE SHEET 74-75 AND 100-107 FOR 14TH AND 13TH MARKING PLANS



**KSA**  
 T. 325-947-1555 F. 325-947-1559  
 www.ksaeng.com  
 58 Bruck Street, San Angelo, Texas 76901

**CP&Y**  
 TBP# FIRM #1741

DRAWN BY: CBS  
 DESIGNED BY: JWD  
 LATEST REVISION: 7/14/2016  
 KSA JOB NO.: 17142016  
 SAN 058

**CITY OF SAN ANGELO  
 RECONSTRUCTION  
 MARTIN LUTHER KING DRIVE  
 SAN ANGELO, TX**

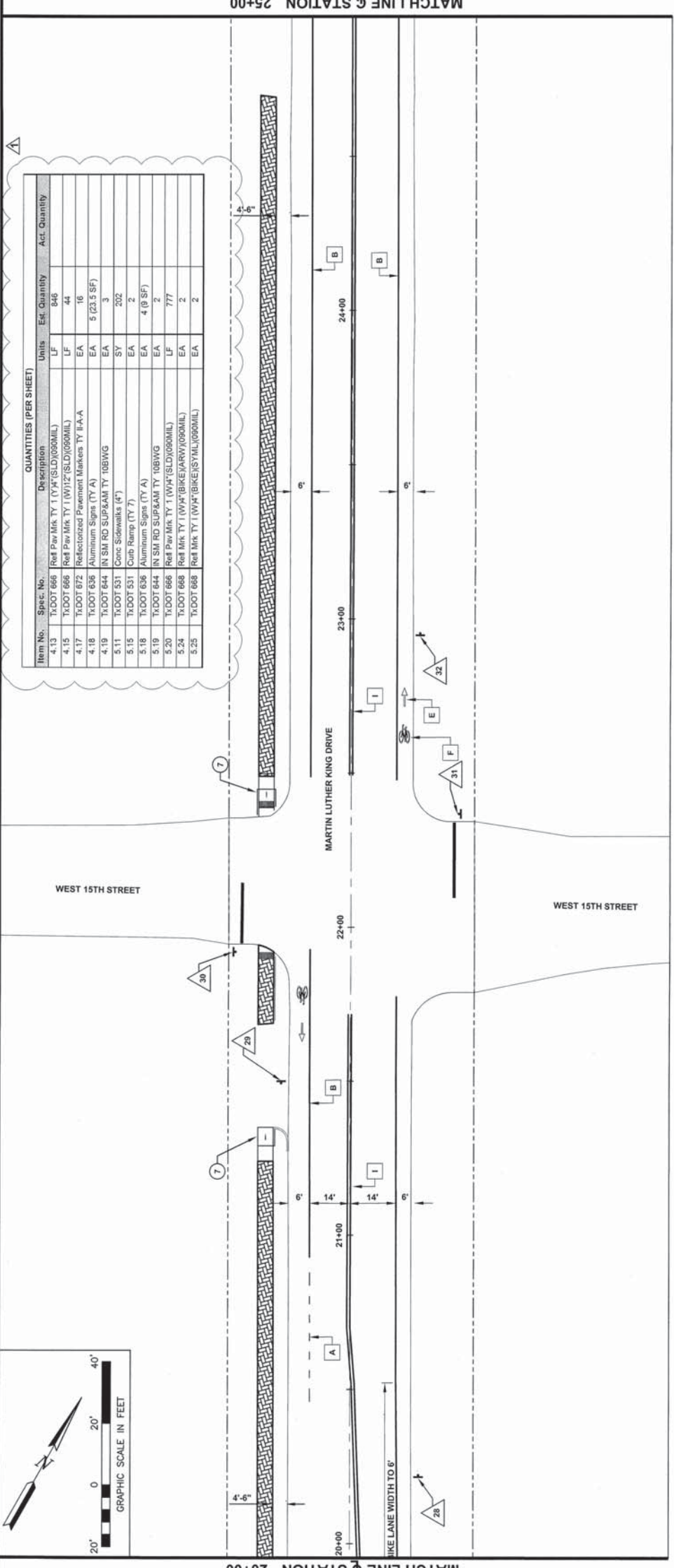
**MARTIN LUTHER KING DRIVE  
 MARKING PLAN  
 STA. 20+00 TO STA. 30+00**

ADDENDUM #	DATE	REVISION
1	8/19/2016	

**LEGEND**

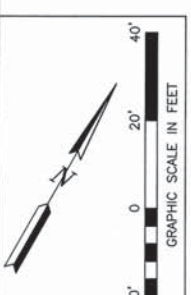
A	REF PAV MKK TY 1 (W) 4" (DOT)
B	REF PAV MKK TY 1 (W) 4" (SLD)
C	REF PAV MKK TY 1 (W) 12" (SLD)
D	REF PAV MKK TY 1 (W) 24" (SLD)
E	REF PAV MKK TY 1 (W) (BIKE ARW)
F	REF PAV MKK TY 1 (W) (BIKE SYM)
G	REF PAV MKK TY 1 (W) (ARROW)
H	REF PAV MKK TY 1 (Y) 4" (BRK)
I	REF PAV MKK TY 1 (Y) 4" (DBL SLD)
1	CURB RAMP (TY 1)
2	CURB RAMP (TY 2)
3	CURB RAMP (TY 3)
7	CURB RAMP (TY 7)
10	CURB RAMP (TY 10)

STREET SIGN TO BE INSTALLED  
 SEE SHEETS 7.9 FOR SUMMARY  
 OF SMALL SIGNS



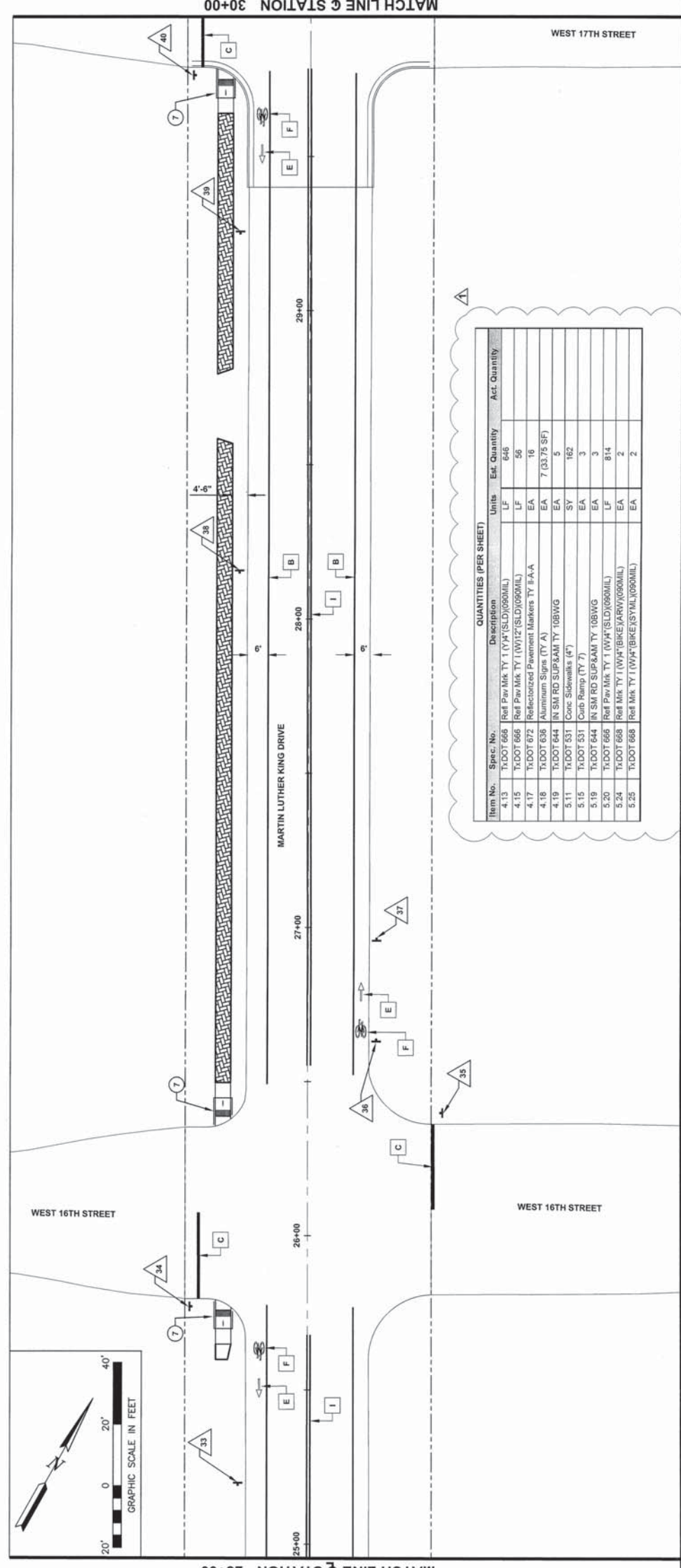
**QUANTITIES (PER SHEET)**

Item No.	Spec. No.	Description	Units	Est. Quantity	Act. Quantity
4.13	T.DOT 668	Ref Pav Mkk Ty 1 (Y) 4" (SLD) (900MIL)	LF	646	
4.15	T.DOT 668	Ref Pav Mkk Ty 1 (W) 12" (SLD) (900MIL)	LF	44	
4.17	T.DOT 672	ReflectORIZED Pavement Markers TY I(A-A)	EA	16	
4.18	T.DOT 636	Aluminum Signs (TY A)	EA	5 (23.5 SF)	
4.19	T.DOT 644	IN SM RD SUP&AM TY 1(BI)WG	EA	3	
5.11	T.DOT 531	Conc Sidewalks (4')	SY	202	
5.15	T.DOT 531	Curb Ramp (TY 7)	EA	2	
5.18	T.DOT 636	Aluminum Signs (TY A)	EA	4 (9 SF)	
5.19	T.DOT 644	IN SM RD SUP&AM TY 1(BI)WG	EA	2	
5.20	T.DOT 668	Ref Pav Mkk Ty 1 (W) 4" (SLD) (900MIL)	LF	777	
5.24	T.DOT 668	Ref Mkk Ty 1 (W) 4" (BIKE) (ARW) (900MIL)	EA	2	
5.25	T.DOT 668	Ref Mkk Ty 1 (W) 4" (BIKE) (SYM) (900MIL)	EA	2	



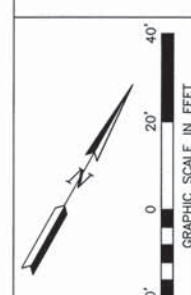
**QUANTITIES (PER SHEET)**

Item No.	Spec. No.	Description	Units	Est. Quantity	Act. Quantity
4.13	T.DOT 668	Ref Pav Mkk Ty 1 (Y) 4" (SLD) (900MIL)	LF	646	
4.15	T.DOT 668	Ref Pav Mkk Ty 1 (W) 12" (SLD) (900MIL)	LF	56	
4.17	T.DOT 672	ReflectORIZED Pavement Markers TY I(A-A)	EA	16	
4.18	T.DOT 636	Aluminum Signs (TY A)	EA	7 (32.75 SF)	
4.19	T.DOT 644	IN SM RD SUP&AM TY 1(BI)WG	EA	5	
5.11	T.DOT 531	Conc Sidewalks (4')	SY	162	
5.15	T.DOT 531	Curb Ramp (TY 7)	EA	3	
5.19	T.DOT 644	IN SM RD SUP&AM TY 1(BI)WG	EA	3	
5.20	T.DOT 668	Ref Pav Mkk Ty 1 (W) 4" (SLD) (900MIL)	LF	814	
5.24	T.DOT 668	Ref Mkk Ty 1 (W) 4" (BIKE) (ARW) (900MIL)	EA	2	
5.25	T.DOT 668	Ref Mkk Ty 1 (W) 4" (BIKE) (SYM) (900MIL)	EA	2	



**QUANTITIES (PER SHEET)**

Item No.	Spec. No.	Description	Units	Est. Quantity	Act. Quantity
4.13	T.DOT 668	Ref Pav Mkk Ty 1 (Y) 4" (SLD) (900MIL)	LF	646	
4.15	T.DOT 668	Ref Pav Mkk Ty 1 (W) 12" (SLD) (900MIL)	LF	56	
4.17	T.DOT 672	ReflectORIZED Pavement Markers TY I(A-A)	EA	16	
4.18	T.DOT 636	Aluminum Signs (TY A)	EA	7 (32.75 SF)	
4.19	T.DOT 644	IN SM RD SUP&AM TY 1(BI)WG	EA	5	
5.11	T.DOT 531	Conc Sidewalks (4')	SY	162	
5.15	T.DOT 531	Curb Ramp (TY 7)	EA	3	
5.19	T.DOT 644	IN SM RD SUP&AM TY 1(BI)WG	EA	3	
5.20	T.DOT 668	Ref Pav Mkk Ty 1 (W) 4" (SLD) (900MIL)	LF	814	
5.24	T.DOT 668	Ref Mkk Ty 1 (W) 4" (BIKE) (ARW) (900MIL)	EA	2	
5.25	T.DOT 668	Ref Mkk Ty 1 (W) 4" (BIKE) (SYM) (900MIL)	EA	2	





**KSA**  
 KSA Engineering, Inc.  
 95 Buick Street, San Angelo, Texas 76901  
 T: 325-942-1555 F: 325-942-1559  
 www.ksaeng.com

**CP&P**  
 TBPE FIRM #1741

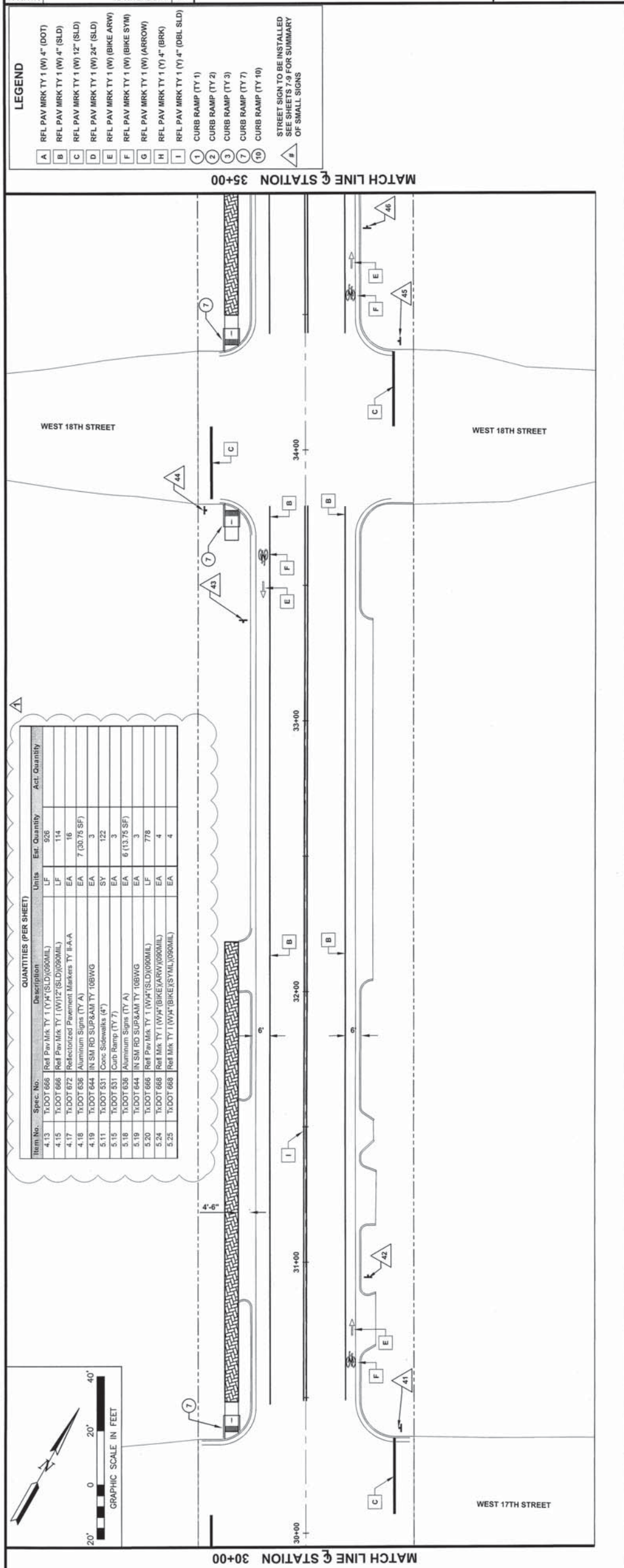
DRAWN BY:  
 CBS  
 DESIGNED BY:  
 JMD  
 LATEST REVISION:  
 7/14/2016  
 KSA JOB NO.:  
 SAN 056

**CITY OF SAN ANGELO**  
**MARTIN LUTHER KING DRIVE**  
**RECONSTRUCTION**  
**SAN ANGELO, TX**

**MARTIN LUTHER KING DRIVE**  
**MARKING PLAN**  
**STA. 30+00 TO STA. 40+00**

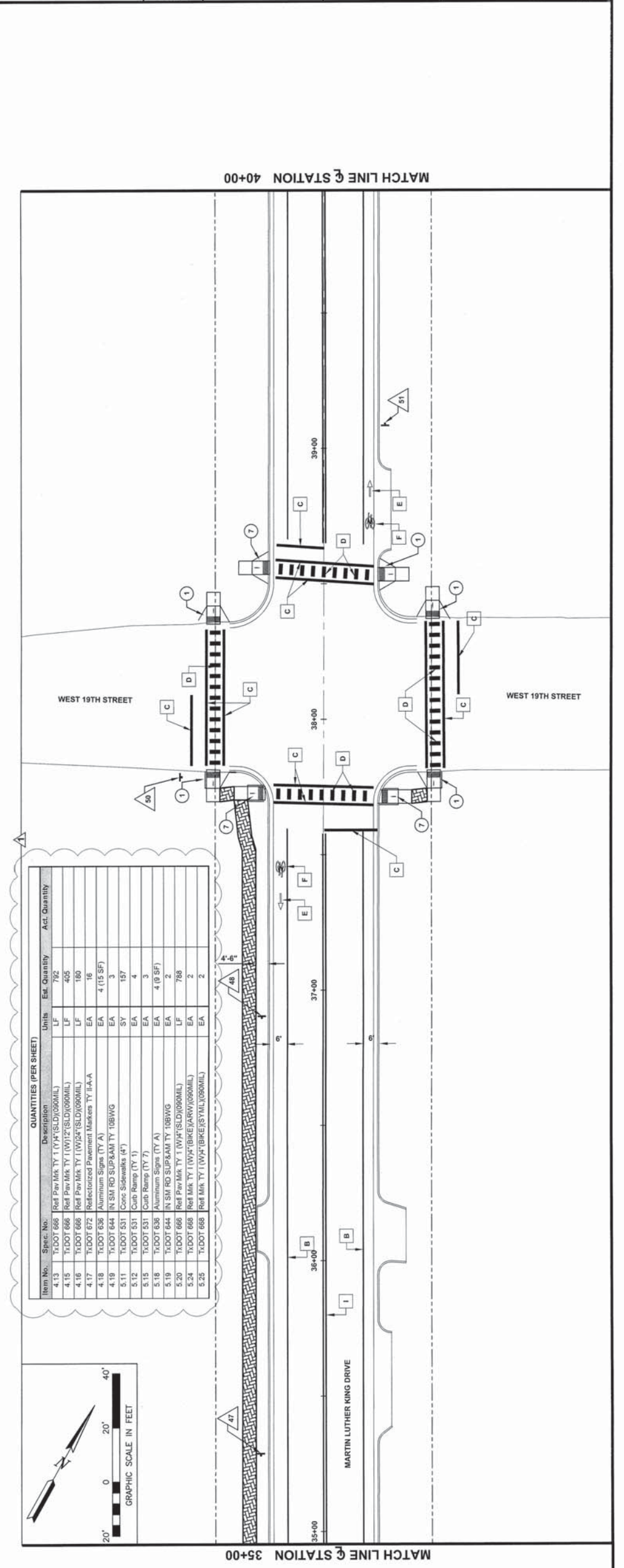
MARK	REVISION	DATE

ADENDUM #1  
 8/19/2016




**QUANTITIES (PER SHEET)**

Item No.	Spec. No.	Description	Units	Est. Quantity	Act. Quantity
4.13	TxDOT 666	Red Pav Mkt TY 1 (W) 4" (DOT)	LF	926	
4.15	TxDOT 666	Red Pav Mkt TY 1 (W) 4" (SLD)	LF	114	
4.17	TxDOT 672	Reflectorized Pavement Markers TY I-A-A	EA	16	
4.18	TxDOT 636	Aluminum Signs (TY A)	EA	7 (30.75 SF)	
4.19	TxDOT 644	IN SM RD SUPPAM TY 10BWG	EA	3	
5.11	TxDOT 531	Conc Sidewalks (4')	SV	122	
5.13	TxDOT 531	Curb Ramps (TY 7)	EA	3	
5.18	TxDOT 636	Aluminum Signs (TY A)	EA	6 (13.75 SF)	
5.19	TxDOT 644	IN SM RD SUPPAM TY 10BWG	EA	3	
5.20	TxDOT 666	Red Pav Mkt TY 1 (W) 4" (SLD) (090MIL)	LF	778	
5.24	TxDOT 668	Red Mkt TY 1 (W) 4" (BIKE/ARW) (090MIL)	EA	4	
5.25	TxDOT 668	Red Mkt TY 1 (W) 4" (BIKE/ARW) (090MIL)	EA	4	



**QUANTITIES (PER SHEET)**

Item No.	Spec. No.	Description	Units	Est. Quantity	Act. Quantity
4.13	TxDOT 666	Red Pav Mkt TY 1 (W) 4" (SLD) (090MIL)	LF	792	
4.15	TxDOT 666	Red Pav Mkt TY 1 (W) 4" (SLD) (090MIL)	LF	405	
4.17	TxDOT 666	Red Pav Mkt TY 1 (W) 4" (SLD) (090MIL)	LF	180	
4.17	TxDOT 672	Reflectorized Pavement Markers TY I-A-A	EA	16	
4.18	TxDOT 636	Aluminum Signs (TY A)	EA	4 (15 SF)	
4.19	TxDOT 644	IN SM RD SUPPAM TY 10BWG	EA	3	
5.11	TxDOT 531	Conc Sidewalks (4')	SV	157	
5.12	TxDOT 531	Curb Ramps (TY 7)	EA	4	
5.15	TxDOT 531	Curb Ramps (TY 7)	EA	3	
5.18	TxDOT 636	Aluminum Signs (TY A)	EA	4 (8 SF)	
5.19	TxDOT 644	IN SM RD SUPPAM TY 10BWG	EA	2	
5.20	TxDOT 666	Red Pav Mkt TY 1 (W) 4" (SLD) (090MIL)	LF	788	
5.24	TxDOT 668	Red Mkt TY 1 (W) 4" (BIKE/ARW) (090MIL)	EA	2	
5.25	TxDOT 668	Red Mkt TY 1 (W) 4" (BIKE/ARW) (090MIL)	EA	2	





**KSA**  
 KSA Inc.  
 58 Black Street, San Angelo, Texas 76901  
 T: 325-942-1555 F: 325-942-1559  
 www.ksaeng.com



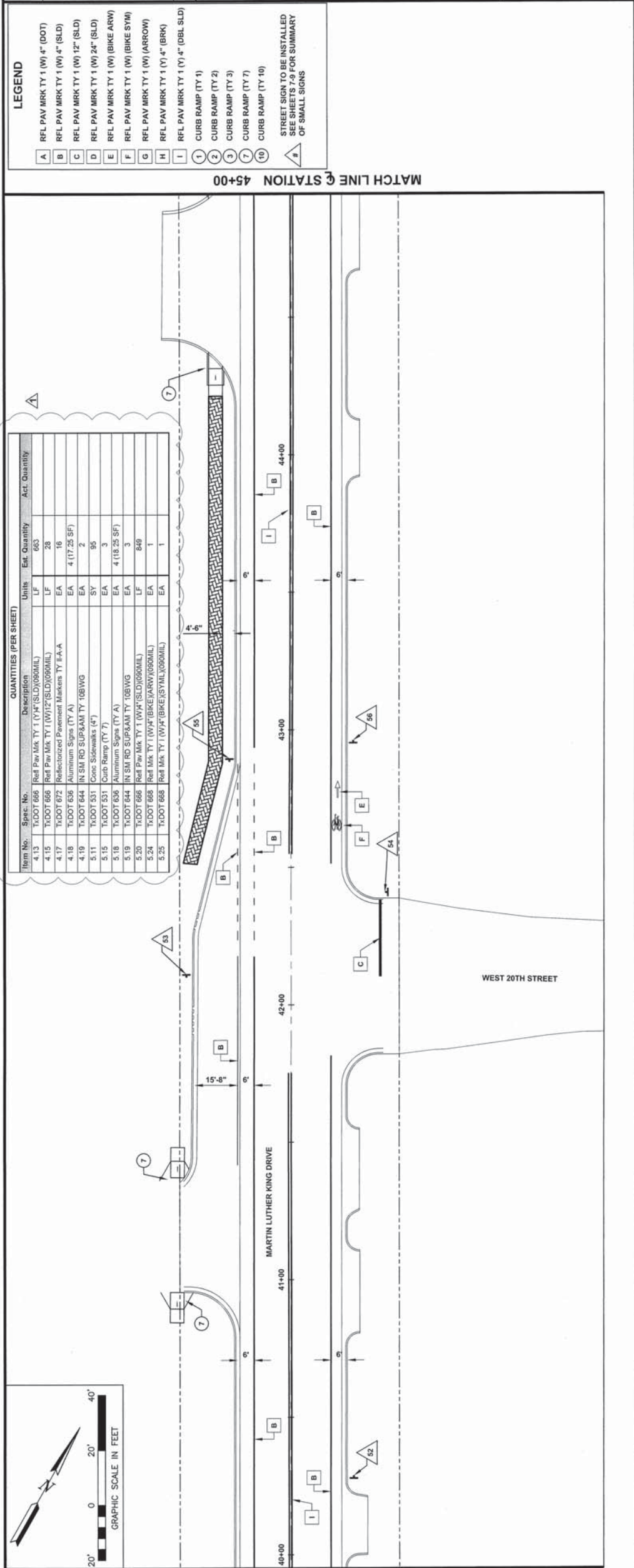
PROJECT NAME: CITY OF SAN ANGELO RECONSTRUCTION MARTIN LUTHER KING DRIVE SAN ANGELO, TX  
 SAN 058  
 KSA JOB NO.: 7/14/2016  
 LATEST REVISION: JMD  
 DESIGNED BY:  
 CHECKED BY:  
 DRAWN BY:

**MARTIN LUTHER KING DRIVE RECONSTRUCTION STA. 40+00 TO 50+00 MARKING PLAN**

MARK	REVISION	DATE

ADENDUM #1  
 8/19/2016

PROJECT SHEETS: 058.DWG (PLAN) 058.DWG (SECTION) 058.DWG (DETAIL) 058.DWG (ELECTRICAL) 058.DWG (MECHANICAL) 058.DWG (PLUMBING) 058.DWG (PAVING) 058.DWG (TRAFFIC) 058.DWG (UTILITY) 058.DWG (WATER) 058.DWG (SEWER) 058.DWG (STORM) 058.DWG (LANDSCAPE) 058.DWG (SIGNAGE) 058.DWG (FURNITURE) 058.DWG (LIGHTING) 058.DWG (SOUND) 058.DWG (HEATING) 058.DWG (COOLING) 058.DWG (ELECTRICAL) 058.DWG (MECHANICAL) 058.DWG (PLUMBING) 058.DWG (PAVING) 058.DWG (TRAFFIC) 058.DWG (UTILITY) 058.DWG (WATER) 058.DWG (SEWER) 058.DWG (STORM) 058.DWG (LANDSCAPE) 058.DWG (SIGNAGE) 058.DWG (FURNITURE) 058.DWG (LIGHTING) 058.DWG (SOUND) 058.DWG (HEATING) 058.DWG (COOLING)



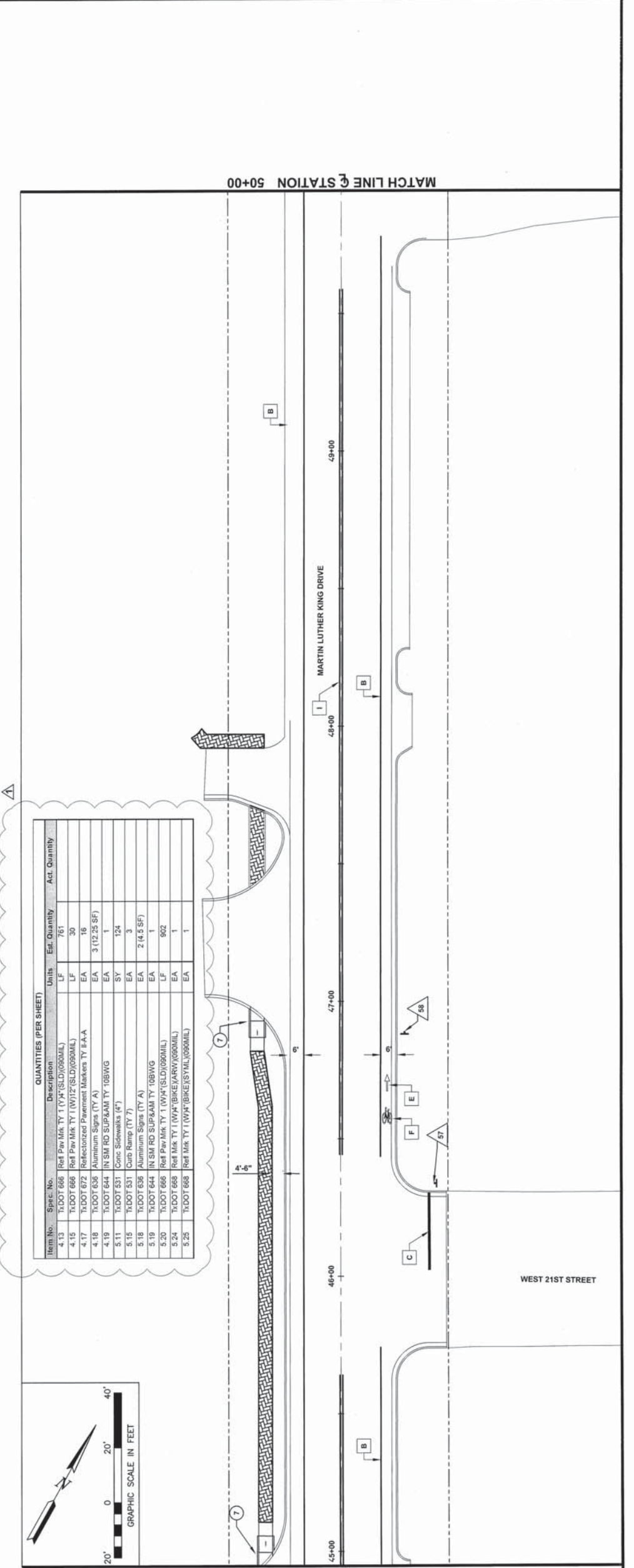
**QUANTITIES (PER SHEET)**

Item No.	Spec. No.	Description	Units	Est. Quantity	Act. Quantity
4.13	T.DOT 666	Rel Pav Mkr TY 1 (W) 4" (DOT)	LF	663	
4.15	T.DOT 666	Rel Pav Mkr TY 1 (W) 4" (SLD)	EA	28	
4.17	T.DOT 672	Reflectized Pavement Markers TY I-A-A	EA	16	
4.18	T.DOT 636	Aluminum Signs (TY A)	EA	4 (17.25 SF)	
4.19	T.DOT 644	IN SM RD SUP&AM TY 10BWG	EA	2	
5.11	T.DOT 531	Conc Sidewalks (4')	SY	95	
5.15	T.DOT 531	Curb Ramps (TY 7)	EA	3	
5.18	T.DOT 636	Aluminum Signs (TY A)	EA	4 (18.25 SF)	
5.19	T.DOT 644	IN SM RD SUP&AM TY 10BWG	EA	3	
5.20	T.DOT 666	Rel Pav Mkr TY 1 (W) 4" (BIKE ARW)	LF	849	
5.24	T.DOT 668	Rel Mkr TY 1 (W) 4" (BIKE) (SYML) (090MIL)	EA	1	
5.25	T.DOT 668	Rel Mkr TY 1 (W) 4" (BIKE) (SYML) (090MIL)	EA	1	

**LEGEND**

- A REL PAV MRK TY 1 (W) 4" (DOT)
- B REL PAV MRK TY 1 (W) 4" (SLD)
- C REL PAV MRK TY 1 (W) 12" (SLD)
- D REL PAV MRK TY 1 (W) 24" (SLD)
- E REL PAV MRK TY 1 (W) (BIKE ARW)
- F REL PAV MRK TY 1 (W) (BIKE SYM)
- G REL PAV MRK TY 1 (W) (ARROW)
- H REL PAV MRK TY 1 (Y) 4" (BRK)
- I REL PAV MRK TY 1 (Y) 4" (DBL SLD)
- 1 CURB RAMP (TY 1)
- 2 CURB RAMP (TY 2)
- 3 CURB RAMP (TY 3)
- 7 CURB RAMP (TY 7)
- 10 CURB RAMP (TY 10)

STREET SIGN TO BE INSTALLED SEE SHEETS 7-9 FOR SUMMARY OF SMALL SIGNS



**QUANTITIES (PER SHEET)**

Item No.	Spec. No.	Description	Units	Est. Quantity	Act. Quantity
4.13	T.DOT 666	Rel Pav Mkr TY 1 (W) 4" (SLD) (090MIL)	LF	761	
4.15	T.DOT 666	Rel Pav Mkr TY 1 (W) 12" (SLD) (090MIL)	EA	30	
4.17	T.DOT 672	Reflectized Pavement Markers TY I-A-A	EA	16	
4.18	T.DOT 636	Aluminum Signs (TY A)	EA	3 (12.25 SF)	
4.19	T.DOT 644	IN SM RD SUP&AM TY 10BWG	EA	1	
5.11	T.DOT 531	Conc Sidewalks (4')	SY	124	
5.15	T.DOT 531	Curb Ramps (TY 7)	EA	3	
5.18	T.DOT 636	Aluminum Signs (TY A)	EA	2 (4.5 SF)	
5.19	T.DOT 644	IN SM RD SUP&AM TY 10BWG	EA	1	
5.20	T.DOT 666	Rel Pav Mkr TY 1 (W) 4" (SLD) (090MIL)	LF	902	
5.24	T.DOT 668	Rel Mkr TY 1 (W) 4" (BIKE) (ARW) (090MIL)	EA	1	
5.25	T.DOT 668	Rel Mkr TY 1 (W) 4" (BIKE) (SYML) (090MIL)	EA	1	



**KSA**  
 TBPCE Firm Registration No. F-1356  
 1, 235-947-1555 F. 223-947-1559  
 www.ksaeng.com  
 58 Bickel Street, San Angelo, Texas 76901

**CP&Y**  
 TBPCE Firm #F-1741

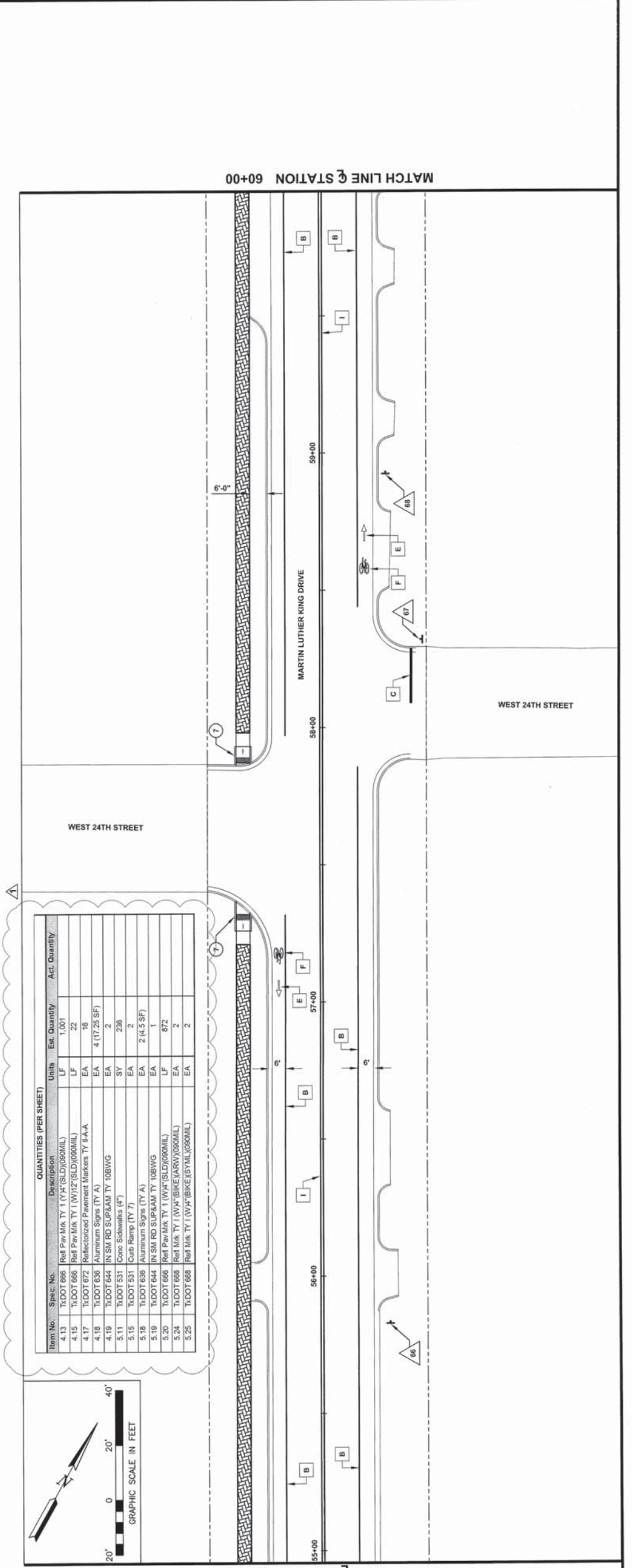
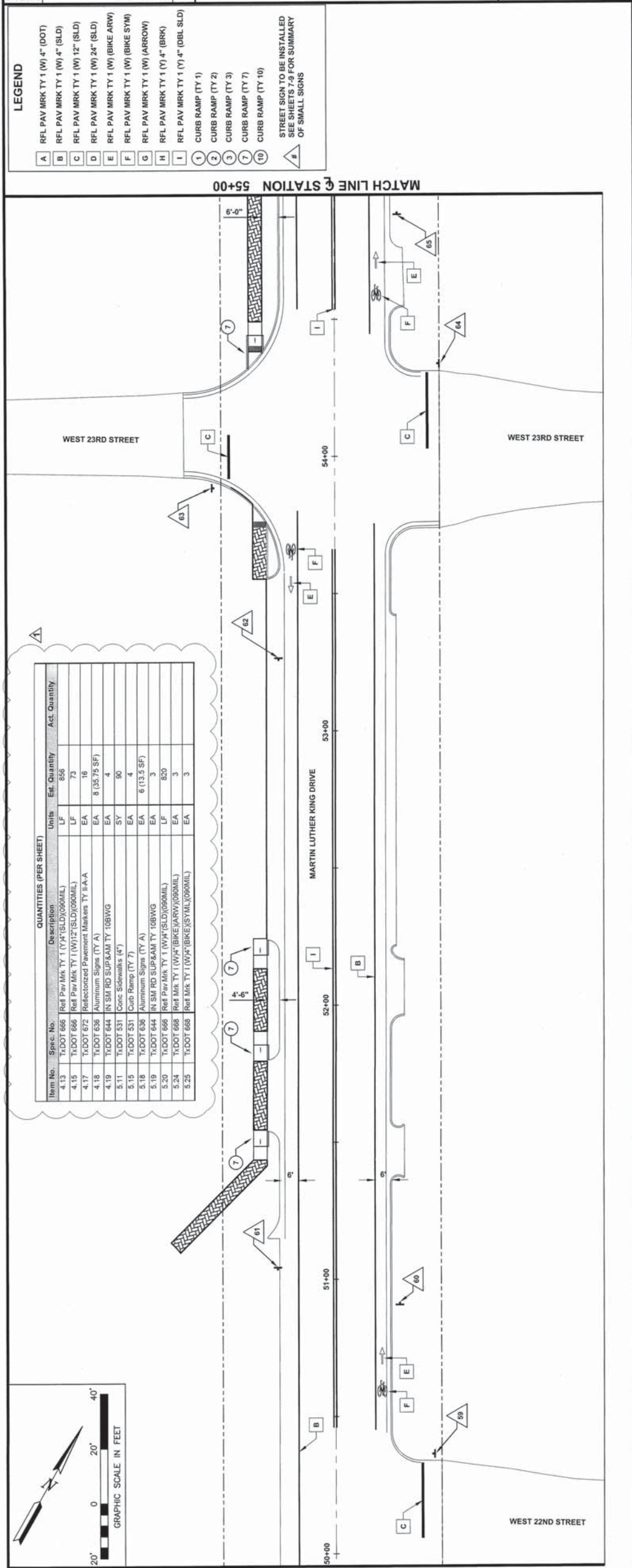
DRAWN BY: JMD  
 DESIGNED BY: JMD  
 LATEST REVISION: 7/14/2016  
 KSA JOB NO.: SAN 058

**CITY OF SAN ANGELO**  
**MARTIN LUTHER KING DRIVE**  
**RECONSTRUCTION**  
**SAN ANGELO, TX**

**MARTIN LUTHER KING DRIVE**  
**MARKING PLAN**  
**STA. 50+00 TO 60+00**

ADENDUM #1	REVISION	DATE
8/19/2016		

U.S.A. - SERVING PROJECTS IN SAN ANGELO, TEXAS  
 PROJECT SHEETS: 11.61 - MARKING PLAN  
 STA. 50+00 TO 60+00  
 DRAWING PATHNAME: LAYOUT.PLOT DATE: TMR



MARK	REVISION	DATE

**MARTIN LUTHER KING DRIVE  
MARKING PLAN  
STA. 60+00 TO 70+00**

**CITY OF SAN ANGELO  
RECONSTRUCTION  
MARTIN LUTHER KING DRIVE  
SAN ANGELO, TX**

DESIGNED BY: JMD  
LATEST REVISION: 7/14/2016  
MSA JOB NO.: SAN 008




KB SA  
TBE Firm Registration No. F-1306  
T. 325-947-1555 F. 325-947-1559  
www.kbsaeng.com



**LEGEND**

A	RFL PAV MKR TY 1 (W) 4" (DOT)
B	RFL PAV MKR TY 1 (W) 4" (SLD)
C	RFL PAV MKR TY 1 (W) 12" (SLD)
D	RFL PAV MKR TY 1 (W) 24" (SLD)
E	RFL PAV MKR TY 1 (W) (BIKE ARW)
F	RFL PAV MKR TY 1 (W) (BIKE SYM)
G	RFL PAV MKR TY 1 (W) (ARROW)
H	RFL PAV MKR TY 1 (Y) 4" (BRK)
I	RFL PAV MKR TY 1 (Y) 4" (DBL SLD)
1	CURB RAMP (TY 1)
2	CURB RAMP (TY 2)
3	CURB RAMP (TY 3)
7	CURB RAMP (TY 7)
10	CURB RAMP (TY 10)

STREET SIGN TO BE INSTALLED  
SEE SHEETS 7-9 FOR SUMMARY  
OF SMALL SIGNS



MATCH LINE @ STATION 65+00

Item No.	Spec. No.	Description	Units	Est. Quantity	Act. Quantity
4.13	TxDOT 666	Rfl Pav Mkr TY 1 (Y) 4" (SLD) (950MIL)	LF	842	
4.15	TxDOT 666	Rfl Pav Mkr TY 1 (W) 4" (SLD)	LF	22	
4.17	TxDOT 672	Reflectized Pavement Markers TY B-A	EA	16	
4.18	TxDOT 636	Aluminum Signs (TY A)	EA	3 (12.25 SF)	
4.19	TxDOT 644	IN SM RD SUP&AM TY 10BWG	EA	1	
5.11	TxDOT 531	Conc Sidewalks (4")	SY	231	
5.15	TxDOT 636	Aluminum Signs (TY A)	EA	2	
5.18	TxDOT 644	IN SM RD SUP&AM TY 10BWG	EA	4 (9 SF)	
5.19	TxDOT 666	Rfl Pav Mkr TY 1 (W) 4" (SLD) (950MIL)	LF	842	
5.24	TxDOT 668	Rfl Mkr TY 1 (W) 4" (BIKE/ARW) (950MIL)	EA	2	
5.25	TxDOT 668	Rfl Mkr TY 1 (W) 4" (BIKE/SYM) (950MIL)	EA	2	

Item No.	Spec. No.	Description	Units	Est. Quantity	Act. Quantity
4.13	TxDOT 666	Rfl Pav Mkr TY 1 (Y) 4" (SLD) (950MIL)	LF	532	
4.15	TxDOT 666	Rfl Pav Mkr TY 1 (W) 4" (SLD)	LF	49	
4.17	TxDOT 672	Reflectized Pavement Markers TY B-A	EA	16	
4.18	TxDOT 636	Aluminum Signs (TY A)	EA	9 (36.75 SF)	
4.19	TxDOT 644	IN SM RD SUP&AM TY 10BWG	EA	3	
5.11	TxDOT 531	Conc Sidewalks (4")	SY	195	
5.15	TxDOT 636	Aluminum Signs (TY A)	EA	2	
5.18	TxDOT 644	IN SM RD SUP&AM TY 10BWG	EA	6 (13.5 SF)	
5.19	TxDOT 666	Rfl Pav Mkr TY 1 (W) 4" (SLD) (950MIL)	LF	807	
5.24	TxDOT 668	Rfl Mkr TY 1 (W) 4" (BIKE/ARW) (950MIL)	EA	3	
5.25	TxDOT 668	Rfl Mkr TY 1 (W) 4" (BIKE/SYM) (950MIL)	EA	3	



MATCH LINE @ STATION 70+00



**KSA**  
 T&P Firm Registration No. F-1356  
 T. 325-942-1555 F. 323-942-1559  
 www.ksaeng.com

**CP&P**  
 T&P Firm # -1741

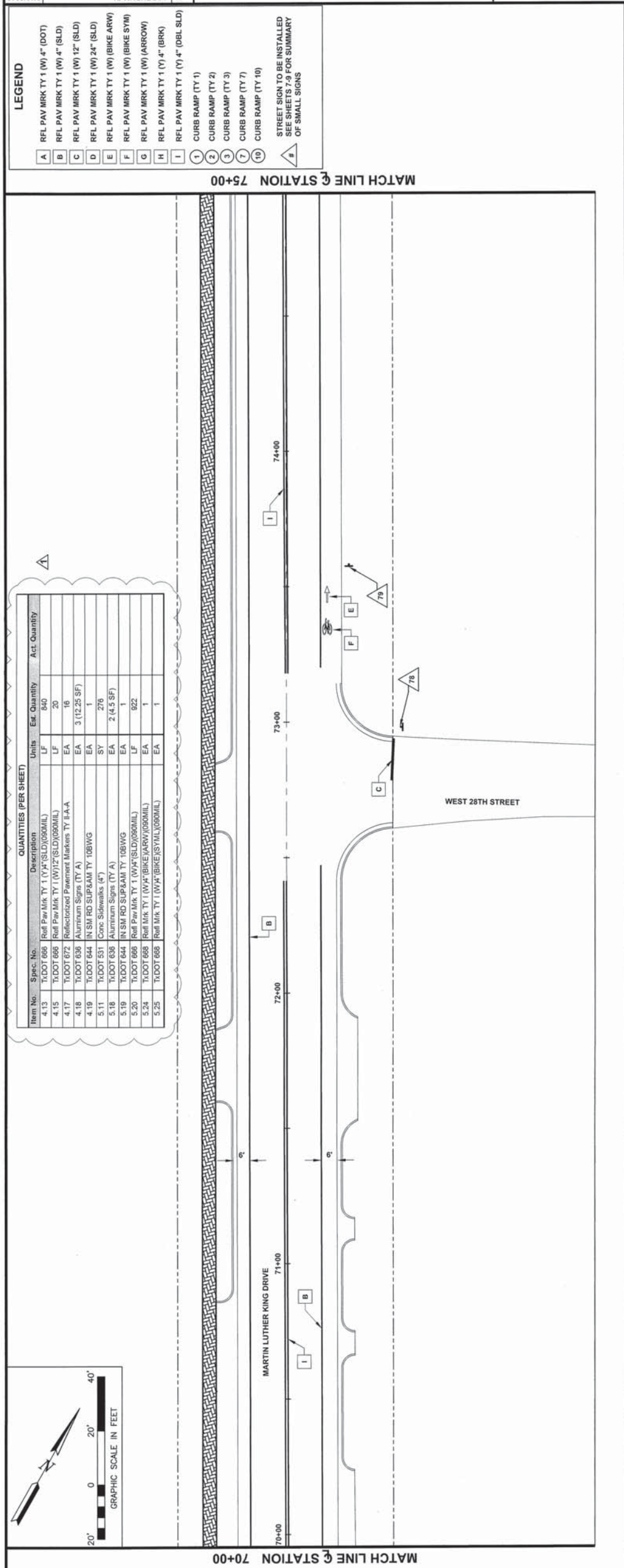
DRAWN BY:  
 CBS  
 DESIGNED BY:  
 JMD  
 LATEST REVISION:  
 7/14/2016  
 KSA JOB NO.:  
 SAN 058

**CITY OF SAN ANGELO**  
**MARTIN LUTHER KING DRIVE**  
**RECONSTRUCTION**  
**SAN ANGELO, TX**

**MARTIN LUTHER KING DRIVE**  
**MARKING PLAN**  
**STA. 70+00 TO 77+29**

MARK	REVISION	DATE

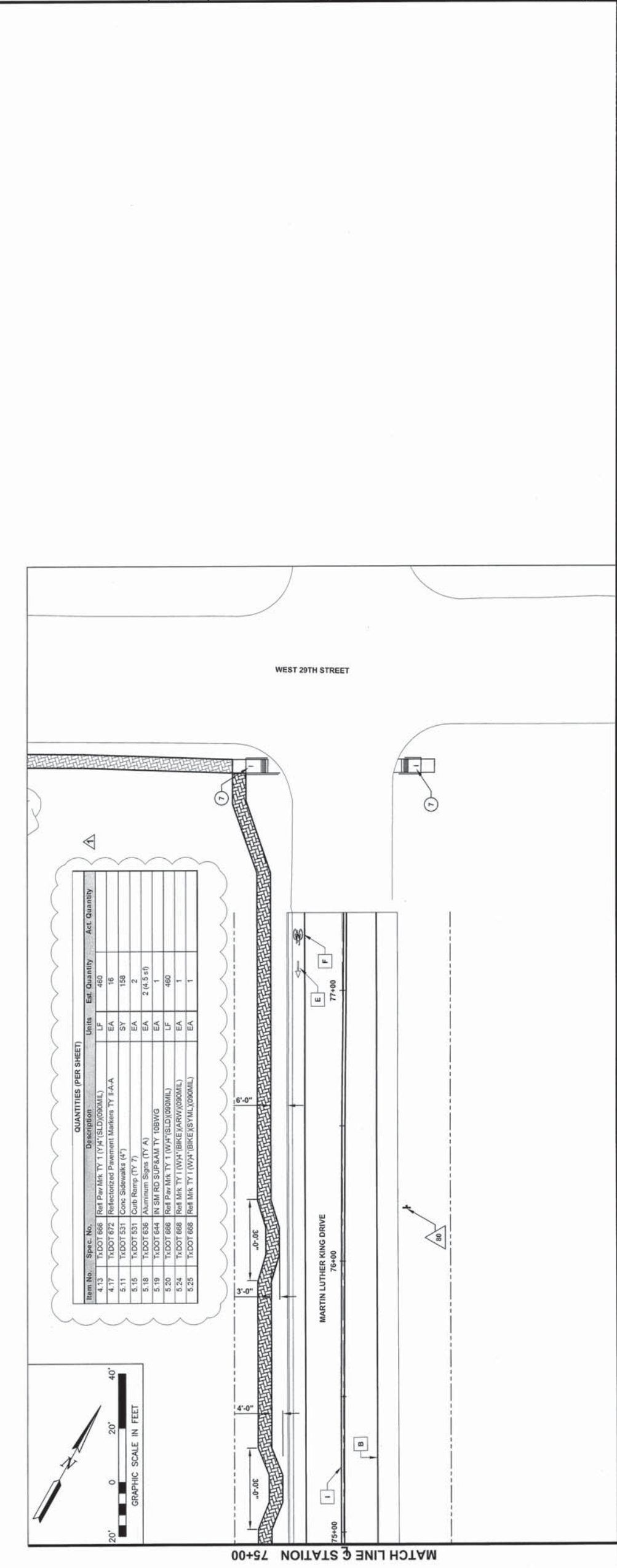
APPENDIX #1  
 8/19/2016



**QUANTITIES (PER SHEET)**

Item No.	Spec. No.	Description	Units	Est. Quantity	Act. Quantity
4.13	TxDOT 666	Roll Pav Mkr TY 1 (W) 4" (DOT)	LF	540	
4.15	TxDOT 666	Roll Pav Mkr TY 1 (W) 4" (SLD)	LF	20	
4.17	TxDOT 672	Reflectized Pavement Markers TY I-A-A	EA	16	
4.18	TxDOT 636	Aluminum Signs (TY A)	EA	3 (12.25 SF)	
4.19	TxDOT 644	IN SM RD SUP&AM TY 108WG	EA	1	
5.11	TxDOT 531	Conc Sidewalks (4")	SY	276	
5.18	TxDOT 636	Aluminum Signs (TY A)	EA	2 (4.5 SF)	
5.19	TxDOT 644	IN SM RD SUP&AM TY 108WG	EA	1	
5.20	TxDOT 666	Roll Pav Mkr TY 1 (W) 4" (SLD) (900MIL)	LF	922	
5.24	TxDOT 668	Roll Mkr TY 1 (W) 4" (BIKE/ARW) (900MIL)	EA	1	
5.25	TxDOT 668	Roll Mkr TY 1 (W) 4" (BIKE/STAL) (900MIL)	EA	1	

- LEGEND**
- A RFL PAV MKR TY 1 (W) 4" (DOT)
  - B RFL PAV MKR TY 1 (W) 4" (SLD)
  - C RFL PAV MKR TY 1 (W) 12" (SLD)
  - D RFL PAV MKR TY 1 (W) 24" (SLD)
  - E RFL PAV MKR TY 1 (W) (BIKE ARW)
  - F RFL PAV MKR TY 1 (W) (BIKE STAL)
  - G RFL PAV MKR TY 1 (W) (ARROW)
  - H RFL PAV MKR TY 1 (Y) 4" (BRK)
  - I RFL PAV MKR TY 1 (Y) 4" (DBL SLD)
  - 1 CURB RAMP (TY 1)
  - 2 CURB RAMP (TY 2)
  - 3 CURB RAMP (TY 3)
  - 7 CURB RAMP (TY 7)
  - 10 CURB RAMP (TY 10)
- STREET SIGN TO BE INSTALLED  
 SEE SHEETS 7-9 FOR SUMMARY  
 OF SMALL SIGNS



**QUANTITIES (PER SHEET)**

Item No.	Spec. No.	Description	Units	Est. Quantity	Act. Quantity
4.13	TxDOT 666	Roll Pav Mkr TY 1 (W) 4" (SLD) (900MIL)	LF	460	
4.17	TxDOT 672	Reflectized Pavement Markers TY I-A-A	EA	16	
5.11	TxDOT 531	Conc Sidewalks (4")	SY	158	
5.18	TxDOT 531	Conc Ramps (TY 7)	EA	2	
5.19	TxDOT 636	Aluminum Signs (TY A)	EA	2 (4.5 SF)	
5.20	TxDOT 644	IN SM RD SUP&AM TY 108WG	EA	1	
5.24	TxDOT 668	Roll Pav Mkr TY 1 (W) 4" (SLD) (900MIL)	LF	460	
5.24	TxDOT 668	Roll Mkr TY 1 (W) 4" (BIKE/ARW) (900MIL)	EA	1	
5.25	TxDOT 668	Roll Mkr TY 1 (W) 4" (BIKE/STAL) (900MIL)	EA	1	



**KSA**  
 KSA Engineering  
 13500 Wilshire Blvd., Suite 1000  
 Los Angeles, CA 90025  
 Tel: 310-205-1555 Fax: 310-205-1599  
 www.ksaeng.com

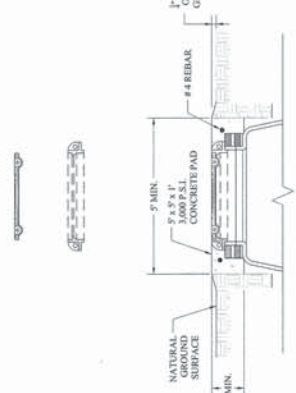
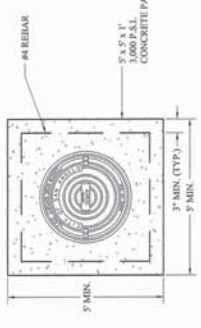
**CP&Y**  
 TBPE FIRM #F-1741  
 13500 Wilshire Blvd., Suite 1000  
 Los Angeles, CA 90025  
 Tel: 310-205-1555 Fax: 310-205-1599  
 www.ksaeng.com

PROJECT NAME: **CITY OF SAN ANGELO RECONSTRUCTION MARTIN LUTHER KING DRIVE SAN ANGELO, TX**  
 PROJECT NO.: SAN 058  
 KSA JOB NO.: 7/14/2016  
 LATEST REVISION: JWD  
 DESIGNED BY: JWD  
 CHECKED BY: JWD  
 DATE: 8/22/2016

**CONSTRUCTION DETAILS**  
**SHEET #3**

MARK	REVISION	DATE
ADENDUM #1		8/22/2016

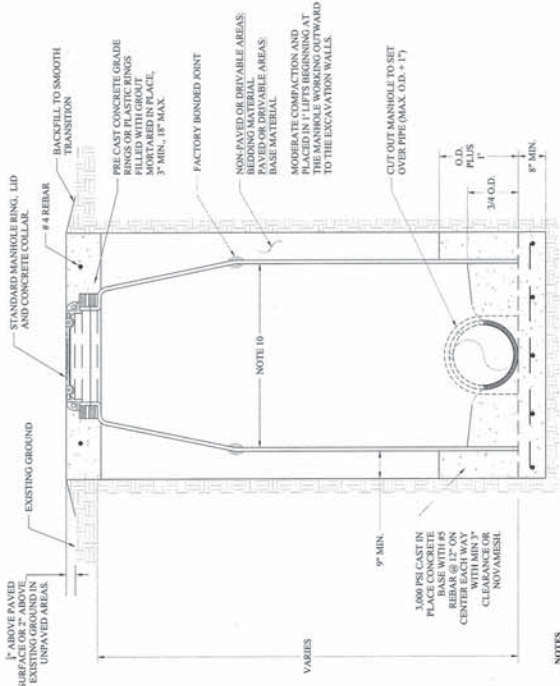
**STANDARD SANITARY SEWER MANHOLE RING & LID WITH CONCRETE COLLAR**



- NOTES**
1. MANHOLE RING (V-1420) & LID (V-1420) SHALL BE EAST JORDAN IRON WORKS OR APPROVED EQUAL WITH THE ABOVE DETAILS AND CITY OF SAN ANGELO LABEL SPECIFIED.
  2. WATER TIGHT, BOLT DOWN SPECIFIED RING (V-1420) & LID (V-1420) SHALL BE EAST JORDAN IRON WORKS OR APPROVED EQUAL WITH AN INFLOW PREVENTION DEVICE (IPD) INCLUDING THE ABOVE DETAILS.
  3. MANHOLE RING & LID SHALL BE MACHINE FITTED WITH TWO (2) PICK MARK SLOTS.
  4. MANHOLE RING AND COVER SHALL BE CAST IRON, MEETING THE LATEST REVISION OF ASTM A-48 CLASS 30 WITH A HIGHWAY LOAD RATING OF 12.5.
  5. MANHOLES LOCATED WITHIN A ONE-YEAR FLOOD PLAIN OR ANY AREA SUBJECT TO STORM WATER INFILTRATION SHALL INCORPORATE A WATER TIGHT, BOLT DOWN RING AND LID AND AN INFLOW PREVENTION DEVICE (IPD).

**CITY OF SAN ANGELO**  
 SANITARY SEWER STANDARD MANHOLE RING & LID WITH CONCRETE COLLAR  
 APRIL, 2014 W-54-001-B

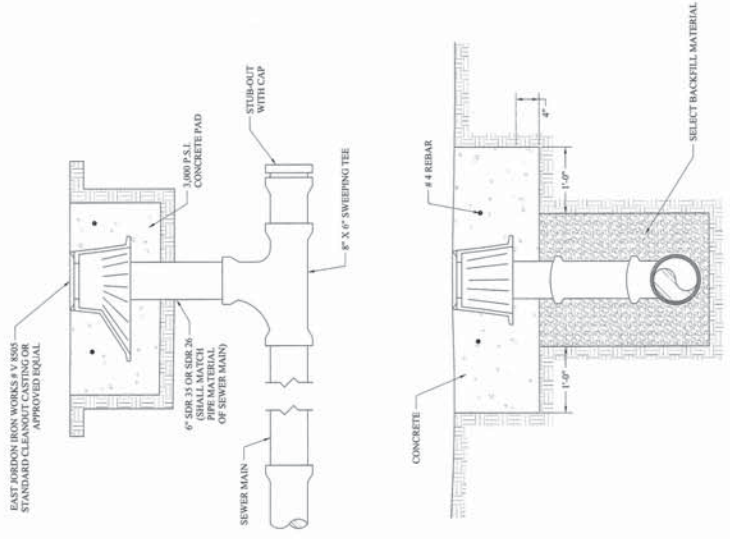
**FIBERGLASS MANHOLE - TYPE B**



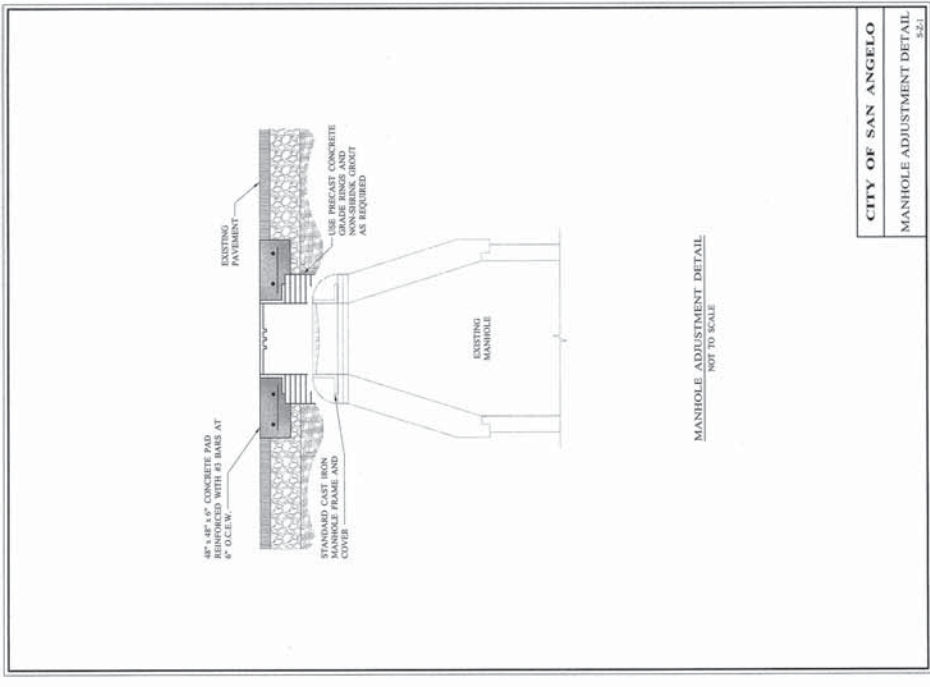
- NOTES**
1. CONTRACTOR SHALL VERIFY MANHOLE DEPTHS, INLET AND OUTLET ELEVATIONS.
  2. MANHOLE CUTOUT TO BE MADE AT TIME OF INSTALLATION.
  3. CONCRETE BASE TO BE PAURED IN PLACE IN TRENCH AND MANHOLE TO BE INSTALLED BY INSERTING INTO WET CONCRETE BASE.
  4. FLOW LINE INVERT MAY BE CHANNEL FORMED IN CONCRETE FLOOR OR PIPE SECTION WITH TOP CUT OUT.
  5. SEAL CONCRETE TO PIPE WITH ELASTOMERIC GASKET SEAL.
  6. CONCRETE SHALL BE PLACED A MINIMUM OF 6\"/>
- | PIPE DIAMETER | MANHOLE DEPTH | MAX. SPACING BETWEEN MANHOLES |
|---------------|---------------|-------------------------------|
| 15\"/>        |               |                               |
- | DEFLECTION ANGLE    | MIN. ELEVATION DIFFERENCE BETWEEN INLET / OUTLET |
|---------------------|--|
| GREATER THAN 30\"/> |  |

**CITY OF SAN ANGELO**  
 FIBERGLASS MANHOLE - TYPE B  
 APRIL, 2014 W-54-001-B

**STANDARD CLEANOUT**



**CITY OF SAN ANGELO**  
 STANDARD CLEANOUT  
 APRIL, 2014 W-54-001-B



**CITY OF SAN ANGELO**  
 MANHOLE ADJUSTMENT DETAIL  
 8-21



MARK	REVISION	DATE

8/19/2016    ADDENDUM #1

USA-A-BEVEY PROJECTS SAN ANGELO, TX  
 PROJECT SHEET #4040 (SHEET # 134 - CONSTRUCTION)  
 DETAILS SHEET #4040 (SHEET # 134 - CONSTRUCTION)  
 DRAWING PATHNAME: LAYOUT1.PLOT DATE: TMR

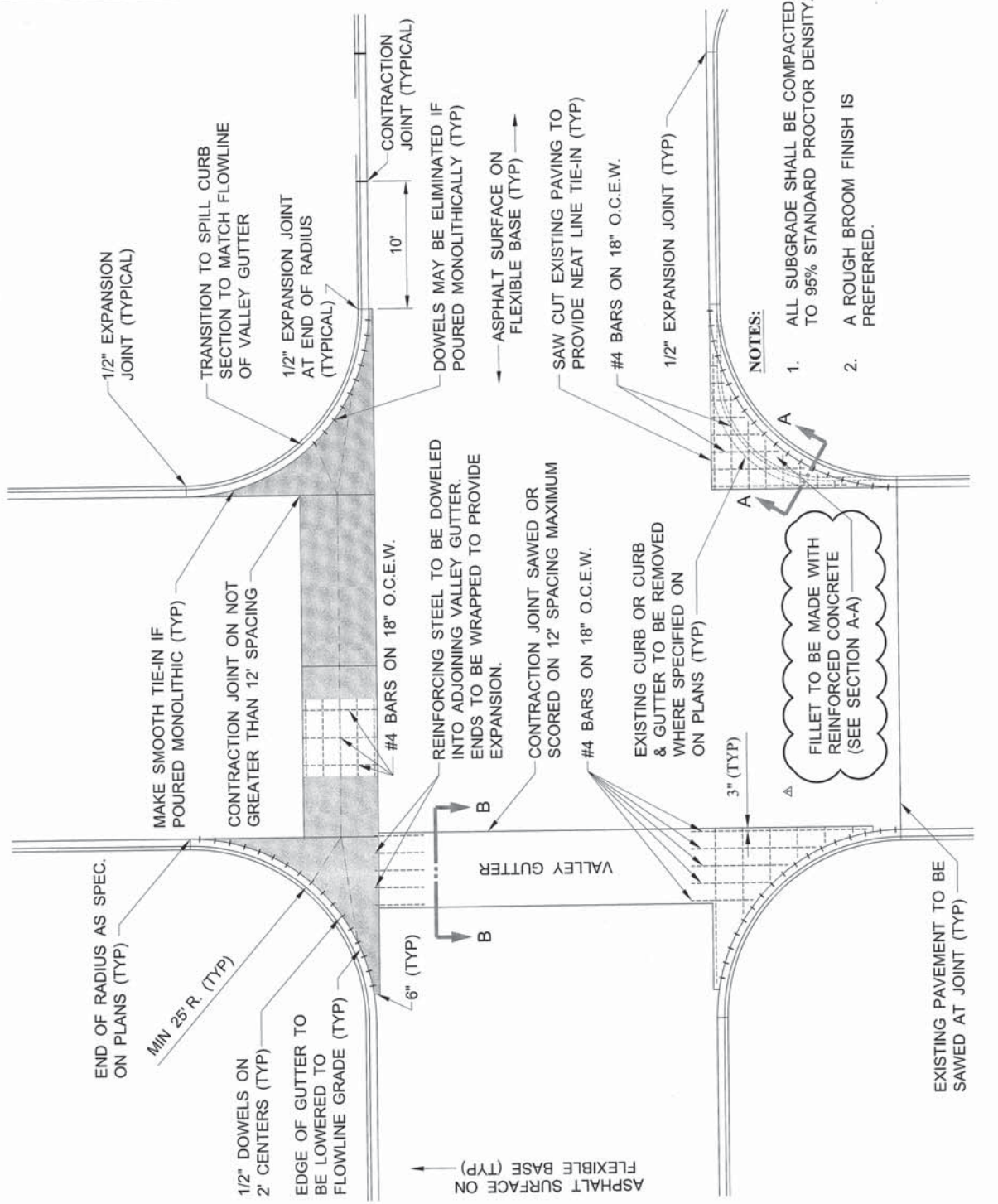
**CONSTRUCTION DETAILS**  
**SHEET #9**

**CITY OF SAN ANGELO**  
**MARTIN LUTHER KING DRIVE**  
**RECONSTRUCTION**  
 SAN ANGELO, TX

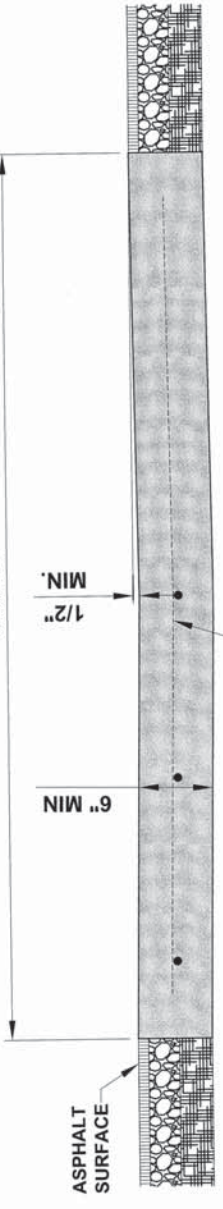
DRAWN BY:	CBS
DESIGNED BY:	JWD
LATEST REVISION:	7/14/2016
KSA JOB NO.:	7142016
SAN 058	



**KSA**  
 TPPE FIRM #1741  
 1325-947-1555 F. 325-947-1599  
 1325-947-1555  
 www.ksaeng.com  
 5800 Brick Street, San Angelo, Texas 76901

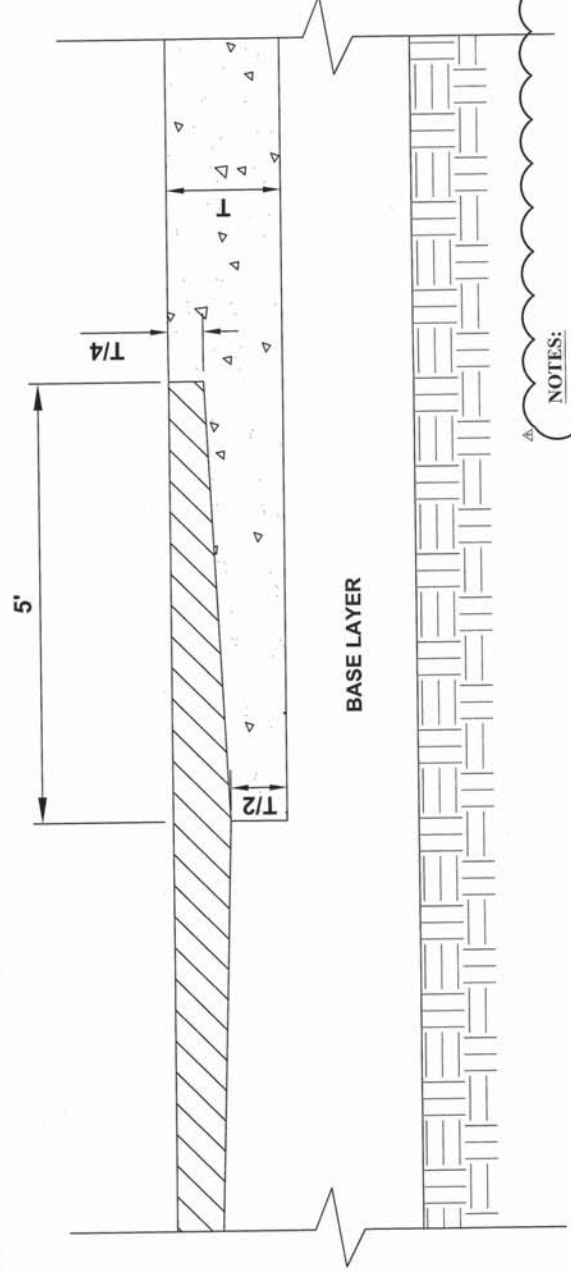


**VALLEY GUTTER FILLET**  
 NTS



**VALLEY GUTTER DETAIL**  
 NTS

**TYPICAL SECTION**  
 NTS



**TRANSITION BETWEEN HMAc AND CONCRETE PAVEMENT**  
 NTS

**NOTES:**  
 1. Applicable where concrete paving meets HMAc paving.  
 2. Not applicable at concrete valley gutters.

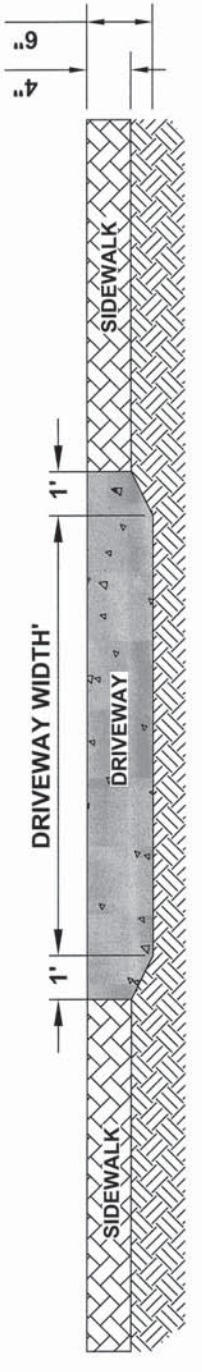
CONSTRUCTION DETAILS  
 SHEET #10

CITY OF SAN ANGELO  
 MARTIN LUTHER KING DRIVE  
 RECONSTRUCTION  
 SAN ANGELO, TX

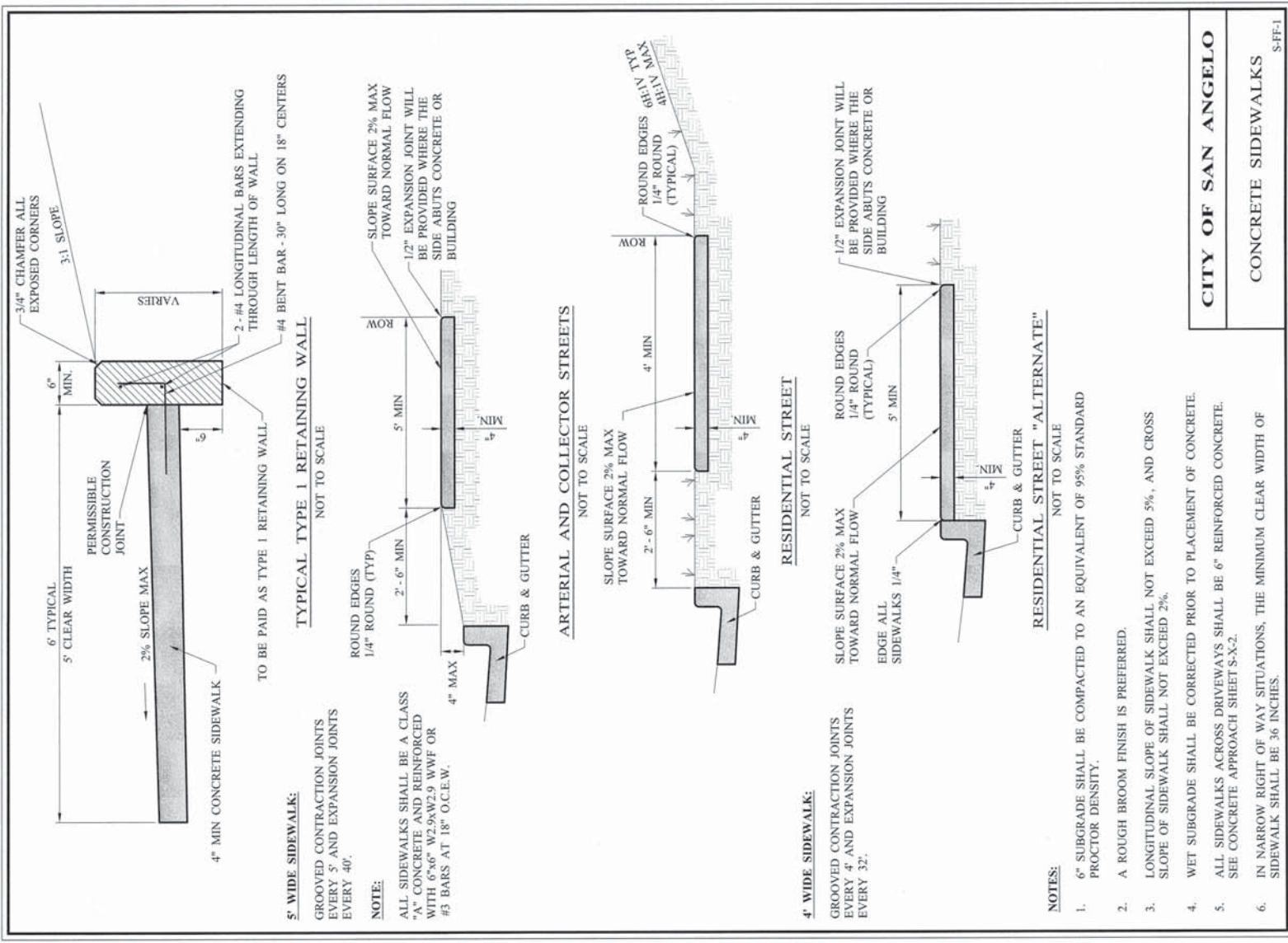
PROJECT NAME:  
 SAN\_058  
 KSA JOB NO:  
 7/14/2016  
 LATEST REVISION:  
 JMD  
 DESIGNED BY:  
 CBS  
 DRAWN BY:

TPBE FIRM # -1741  
**KSA**  
 TPBE Firm Registration No. - 1350  
 1, 135-947-1555 F, 135-947-1559  
 WWW.KSAENG.COM

STATE OF TEXAS  
 PROFESSIONAL ENGINEER  
 DAVID A. ALEXANDER  
 96689  
 I. CENTER  
 TOWN  
 PROFESSIONAL  
 2/2/16



**SIDEWALK TRANSITION TO DRIVEWAY**  
 NTS



CITY OF SAN ANGELO  
 CONCRETE SIDEWALKS  
 S-FF-1

