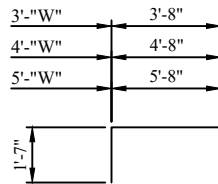
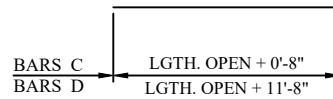


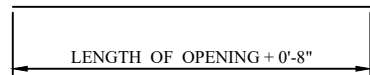
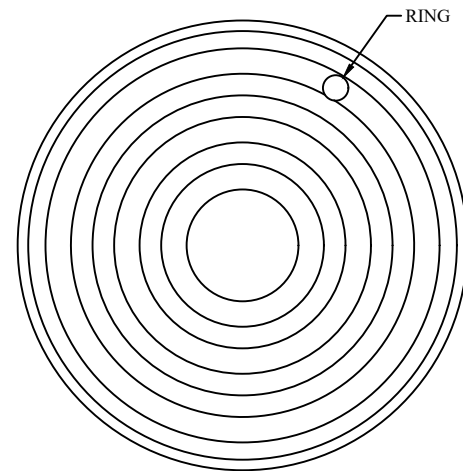
#4 BARS A
NOT TO SCALE



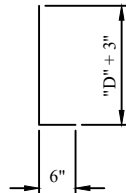
#4 BARS B
NOT TO SCALE



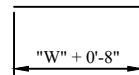
#4 BARS C & D
NOT TO SCALE



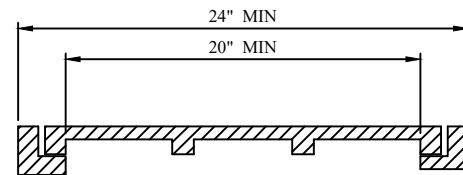
#4 BARS E
NOT TO SCALE



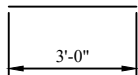
#4 BARS F
NOT TO SCALE



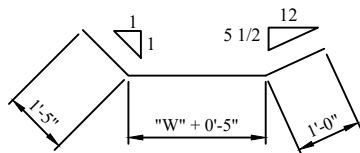
#4 BARS G
NOT TO SCALE



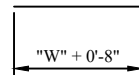
CAST IRON
FRAME AND COVER
NOT TO SCALE



#4 BARS J
NOT TO SCALE



#3 BARS M
NOT TO SCALE



#5 BARS N
NOT TO SCALE

CITY OF SAN ANGELO

STORM SEWER CURB INLET
REBAR & MANHOLE FRAME AND COVER
January 2008

S-AA-3