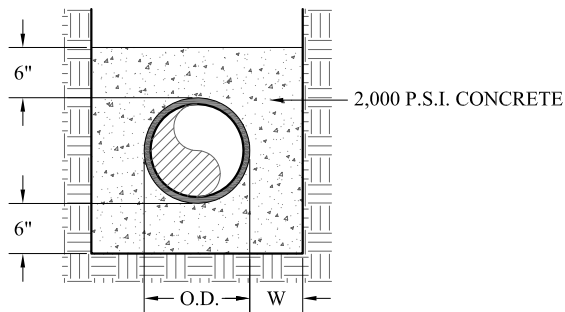
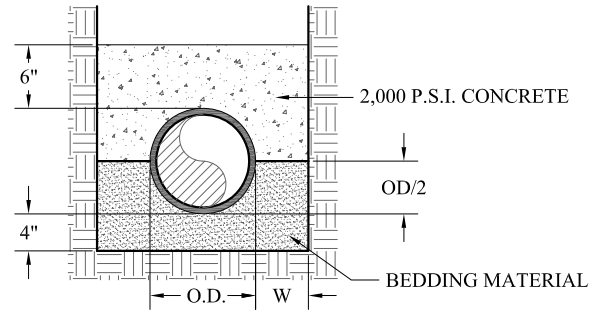
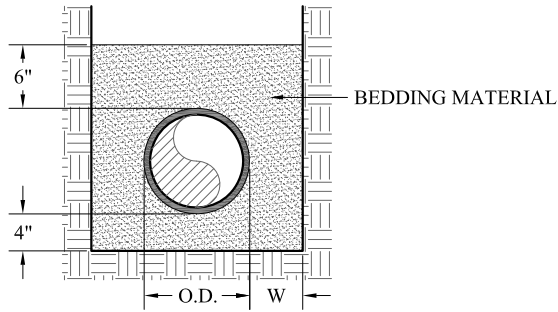


PIPE EMBEDMENT ZONE

WATER AND SEWER MAINS



STANDARD TRENCH WIDTH	
PIPE SIZE	W
16" OR LESS	6"
GREATER THAN 16"	AS SPECIFIED BY PIPE MFG. & APPROVED BY CITY ENGINEER

NOTES:

1. BEDDING MATERIAL FOR THE INSTALLATION OF WATER AND SEWER MAINS SHALL BE CRUSHED STONE OR PEA GRAVEL THAT WILL REMAIN FIRM AND NOT PERMIT DISPLACEMENT OF THE PIPE EITHER DURING PIPE LAYING OR BACKFILLING OR FOLLOWING THE COMPLETION OF CONSTRUCTION.
2. BEDDING MATERIAL SHALL BE FROM AN APPROVED BEDDING MATERIAL SOURCE PER THE LIST OF APPROVED BEDDING SUPPLIERS OR BE APPROVED BY THE CITY ENGINEER.
3. TRENCH SPOILS ARE NOT ACCEPTABLE FOR "EMBEDMENT ZONE MATERIAL"