


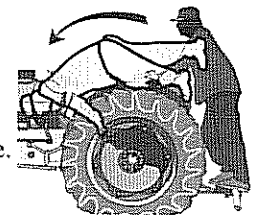


Job Name: _____ Job Site Location: _____

Date: _____ Start Time: _____ Finish Time: _____ Foreman/Supervisor: _____

Topic 78: Hitching an Unsafe Ride while on the Job

Introduction: Injuries and deaths occur every year when workers ride on trailer hitches and other devices that are attached to work site vehicles. Severe injuries and even fatalities have been recorded from riding in the back of a pickup truck. Following are safety guidelines to ensure that you stop and think before you decide to hitch a ride in an unsafe manner:

- **Workers** must be prohibited from riding on fenders, axles, hitches, tongues, buckets, forks, draw bars, or any other area not intended to carry passengers. If need be, place signs on vehicles to remind drivers and workers of the dangers.
- **Trailer hitches** are not made to be stood on for catching a ride to go across the work site.
- **Workers** have been bumped off a trailer hitch by sudden movement, excessive speed, sharp turns, or uneven ground. The worker is then run over by the attached trailer or piece of equipment the vehicle is towing.
- **Workers** have been impaled by tree limbs and unseen objects (booms, overhangs, wires, etc.) when riding on unauthorized areas of a vehicle, trailers, and devices attached to a vehicle.
- **Never** start a vehicle while a worker is standing on a piece of equipment attached to the vehicle. The worker can be run over by the back or front tire.
- **Always** make sure that the brake is set when the trailer hitch is being attached or detached. Wheels should be chocked or blocked. A worker can be crushed between the vehicle and the load. Stay alert to pinch points.
- **Protection** for certain work site vehicles can be provided by using a safety prop that is securely attached to an authorized part of the vehicle. The safety prop must be inspected and tested before use.
- **Workers** must be prohibited from riding in loaded or partially loaded cargo spaces unless the load is adequately shored, braced, or otherwise secured.
- **Pickup truck beds** should not be used for hauling workers around the work site. Short distances may be used for travel only when allowed by the DMV, owner, or safety supervisor. Always check with your supervisor to see if this form of travel is sanctioned.
- **Make sure** there is a handle or other secured point that riders can hold onto. Do not stand up while the truck is in motion.
- **Make sure** all riders are sitting on the floor of the trucks bed.
- **Never** haul workers in the back of the truck on public roads and highways.
- **Remember;** an accident at fast speeds can cause a truck to roll over, severely injuring or killing anyone who is riding in the back.
- **There should be** steps, ladders, handholds, or grab bars for workers to access certain vehicles.
- **Defective** or broken window glass must be replaced if it impairs the vision of the driver or operator.
- **Parking brakes** must be able to hold the vehicle on any grade on which it may be parked.
- **Brakes** must be capable of controlling fully loaded vehicles on any grade over which a vehicle may travel.
- **Make sure** vehicles operated at night have sufficient light at the driver's or operator's station.
- **All vehicles** with obstructed views to the rear must have backup alarms audible above the surrounding noise.
- **Make sure** there is a signal person to clear the way when an audible alarm is not sufficient.
- **Vehicles** with a PTO connection (tractors) must not be ridden while engaged or moving.
- **Never** get caught by a power take-off (PTO) shaft or universal joint. It will grab your clothing and cause serious injury.
- **All** power-take-off (PTO) shafts must be guarded with a master shield or other protective guarding to protect against employee contact with rotating parts. All power-driven gears, belts, chains, sheaves, pulleys, sprockets, and idlers must be guarded.



Conclusion: Workers must be prohibited from operating any unsafe vehicle. Only trained and authorized employees should be allowed to operate vehicles at the work site. Spot checks of workers out on the job may have to be done to ensure safe movement. Wear a bright colored traffic vest on work sites where heavy equipment is being used. Utilize these safety guidelines. The life you save may be your own.

Work Site Review

Work-Site Hazards and Safety Suggestions: _____

Personnel Safety Violations: _____

Employee Signatures:

(My signature attests and verifies my understanding of and agreement to comply with, all company safety policies and regulations, and that I have not suffered, experienced, or sustained any recent job-related injury or illness.)

City of San Angelo Foreman/Supervisor's Signature: _____

These guidelines do not supersede local, state, or federal regulations and must not be construed as a substitute for, or legal interpretation of, any OSHA regulations.