

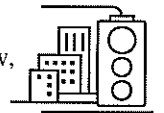
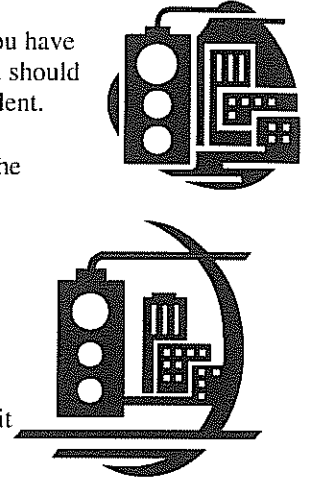
Job Name: \_\_\_\_\_ Job Site Location: \_\_\_\_\_

Date: \_\_\_\_\_ Start Time: \_\_\_\_\_ Finish Time: \_\_\_\_\_ Foreman/Supervisor: \_\_\_\_\_

## Topic 223: Obeying Traffic Lights

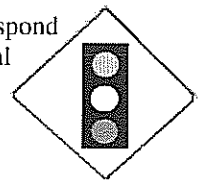
**Introduction:** Signal lights (red, yellow, and green) are posted at many intersections to regulate the direction and flow of traffic. These lights apply to pedestrians and cyclists, as well as motorists. You must obey the signal light unless a police officer is directing traffic:

- **RED –**  
**This signal means stop.** You must come to a complete stop before reaching the intersection, stop line, or crosswalk. Remain stopped as long as the light stays red. In some states, where not prohibited by signs, you may make a right turn after coming to a complete stop when motor traffic and pedestrian traffic are clear.
- **YELLOW –**  
**This signal means caution.** A steady yellow light is a warning that the light is about to turn red. If you have not entered the intersection, you should come to a safe stop. If you are already in the intersection, you should continue moving and clear it safely. Speeding up to “beat the light” is illegal and could cause an accident.
- **GREEN -**  
**This signal means go.** You may go through an intersection in the direction indicated by the signal if the roadway is clear. Check to the left and right for oncoming traffic.
- **Flashing Red Light -**  
A **flashing red light** has the same meaning as a stop sign. You must come to a complete stop; then proceed with caution when the roadway is clear.
- **Flashing Yellow Light –**  
A **flashing yellow** light means you should slow down and proceed with caution if the roadway is clear.
- **Red Arrow –**  
A **lighted red arrow** warns that you may not turn in the direction of the arrow. You must stop and wait for the green arrow to appear before making the turn.
- **Yellow Arrow –**  
A **yellow arrow** warns that the light is about to change to red. If you have not entered the intersection, you must stop and wait for a green arrow. If you have already entered the intersection, you should wait for traffic to clear, then continue your turn and clear the intersection safely.
- **Green Arrow –**  
A **green arrow** appearing alone or with another signal light means that you may proceed in the direction of the arrow, if you are in the proper lane and the roadway is clear.
- **Inoperative Signal Lights -**  
**When approaching an intersection** with an inoperative traffic control signal, come to a complete stop before entering the intersection and then proceed when the roadway is clear. If two vehicles arrive at the intersection at about the same time, both must stop and the driver of the vehicle on the left must yield the right-of-way to the driver on the right.



**Conclusion:** Traffic signal lights are for the safety of motorists and pedestrians and must be obeyed. In many cities signal lights are coordinated on major routes to aid in the continuous flow of traffic, these lights are usually set to correspond with the posted speed limits. If a signal light is found inoperative, it should be reported to the police, or to the municipal street department. Remember to always wear your seatbelt. In rural areas or areas where traffic signals are infrequent, a sign may be posted in advance to warn approaching drivers of a traffic signal light ahead.

**Signal Ahead**



### Work Site Review

Work-Site Hazards and Safety Suggestions: \_\_\_\_\_

Personnel Safety Violations: \_\_\_\_\_

**Employee Signatures:**

*(My signature attests and verifies my understanding of and agreement to comply with, all company safety policies and regulations, and that I have not suffered, experienced, or sustained any recent job-related injury or illness.)*


**City of San Angelo Foreman/Supervisor's Signature:** \_\_\_\_\_

*These guidelines do not supercede local, state, or federal regulations and must not be construed as a substitute for, or legal interpretation of, any OSHA regulations.*