

Company Name: _____ Job Site Location: _____

Date: _____ Start Time: _____ Finish Time: _____ Foreman/Supervisor: _____


Topic 235: Safe Bulldozer Operations

Introduction: Bulldozers are among the most powerful pieces of heavy equipment used in construction and excavation. Bulldozers are designed and built for one purpose: cutting and pushing large quantities of material. When in the hands of a skilled, knowledgeable operator, Bulldozers are extremely efficient at fulfilling that purpose. However, if operated carelessly, or if ignorant of the capabilities and characteristics of these machines, they can be extremely dangerous and destructive.




General safety requirements for heavy equipment that apply to Bulldozers:

- Only qualified, trained personnel should be allowed to operate a Bulldozer.
- Equipment and systems must be checked for proper operation at the start of each shift.
- General repairs must not be made to powered equipment until workers are protected from movement of the equipment or its parts.
- Before repairs are made, workers must comply with lockout / blockout requirements as required.
- Wherever mobile equipment operations encroach on a public thoroughfare, a system of traffic controls must be used.
- Flaggers are required at all locations where barricades and warning signs cannot control traffic flow.
- Machines must be equipped with operable service, emergency, and parking brakes.
- Machines must have two operable headlights and taillights for night operation.
- Machines are required to have a seat belt and rollover protection (ROPS)
- The engine must be shut off for refueling.
- Dust control is required when dust seriously limits visibility.
- Bulldozers must be equipped with a manual warning device (horn) in addition to an automatic back-up alarm of sufficient volume to be heard over general jobsite noise.




Safety precautions specific to Bulldozer operations:

- Read the operators manual and operate the machine only if trained and considered competent to do so.
- Do not climb on the machine where hand and foot holds have not been provided.
- Start machine only while sitting in the operator's seat and all personnel are clear.
- Never make adjustments or repairs to any part of the machine while the engine is running unless specifically required by the manufacturer.
- Use extreme caution when approaching or operating near excavations, the weight of the machine or vibration may cause the edges to collapse.
- Cables or chains used to tow, haul, pull, or as a trip or snag line for cable-clearing by the dozer should be rated in excess to the job intended.
- Make sure all personnel are well clear of any such operation before placing stress on the line.
- Be careful to avoid immovable objects such as stumps.
- Do not use a Bulldozer as a battering ram.
- Do not use a Bulldozer on structures which are taller than the machine without overhead protection sufficient to withstand the debris likely to impact the cab.
- Use low speeds over rough terrain.
- In tight turns, make sure the machine has clearance in front and rear if equipped with rear implements.
- Always lower front and rear implements when parking the machine.
- Do not place any part of your body under the blade of a dozer at any time unless it is properly blocked.
- Keep operator's compartment free of clutter and all controls free of oil and grease, any tools or personal equipment carried in the operator's compartment must be secured.



Conclusion: Because of the incredible power, sensitive steering, and the uncovered tracks which commonly throw mud, rocks, and debris, Bulldozers should not be operated in close proximity to unprotected personnel. If this is unavoidable, the machine should be operated at the slowest speed possible to perform the task with throttle control set to a lower setting than during normal operations. Follow these guidelines for safe Bulldozer operations.



Work Site Review

Work-Site Hazards and Safety Suggestions: _____

Personnel Safety Violations: _____

Employee Signatures: _____ (My signature attests and verifies my understanding of and agreement to comply with, all company safety policies and regulations, and that I have not suffered, experienced, or sustained any recent, job-related injury or illness.)

City of San Angelo Foreman/Supervisor's Signature: _____

These guidelines do not supercede local, state, or federal regulations and must not be construed as a substitute for, or legal interpretation of, any OSHA regulations.